


**WOOD COUNTY, TEXAS**  
**COMBINED STATEMENT OF CASH ACCOUNTS ACTIVITY**  
**FOR THE MONTH ENDING JANUARY 31, 2019**



FUND CODE	FUND NAME	PRIOR-MONTH		CASH BALANCE 12/31/2018	RECEIPTS	DISBURSEMENTS	TRANSFER IN/(OUT)	Net Change	CASH BALANCE 1/31/2019
		CASH BALANCE 12/31/2018	RECLASSES						
<b>BUDGETED FUNDS</b>									
<b>OPERATING FUNDS</b>									
100	General	\$ 18,311,767.02	\$ (3,444.02)	\$ 18,308,323.00	\$ 4,019,579.08	\$ (1,295,674.19)	\$ 10,111.11	\$ 2,734,016.00	\$ 21,042,339.00
200	Road and Bridge Fund	3,465,038.14		3,465,038.14	3,271,085.13	(435,394.09)	(22.85)	2,835,668.19	6,300,706.33
270	Tobacco Settlement Fund	87,953.03		87,953.03	0.00	0.00	0.00	0.00	87,953.03
	<b>Total Operating Funds</b>	<b>\$ 21,864,758.19</b>	<b>\$ (3,444.02)</b>	<b>\$ 21,861,314.17</b>	<b>\$ 7,290,664.21</b>	<b>\$ (1,731,068.28)</b>	<b>\$ 10,088.26</b>	<b>\$ 5,569,684.19</b>	<b>\$ 27,430,998.36</b>
<b>SPECIAL REVENUE FUNDS</b>									
230	CC-Records Mgmt. & Preservation	687,820.33		687,820.33	9,839.74	(820.89)	0.00	9,018.85	696,839.18
231	General Records Mgmt. & Preservation	26,659.09		26,659.09	666.34	(685.83)	0.00	(19.49)	26,639.60
232	CC-Records Archive Fee	544,921.17		544,921.17	9,301.66	0.00	0.00	9,301.66	554,222.83
234	Courthouse Security	59,995.24		59,995.24	1,612.69	(109.90)	(1,750.00)	(247.21)	59,748.03
235	Hotel and Motel Tax	164,103.55	3,444.02	167,547.57	7,998.51	(9,391.81)	0.00	(1,393.30)	166,154.27
236	Child Welfare	2,303.11		2,303.11	439.10	0.00	0.00	439.10	2,742.21
238	Crime Victims Services	5,075.77		5,075.77	10.96	0.00	0.00	10.96	5,086.73
239	Justice Court Technology	74,754.03		74,754.03	878.84	(980.67)	0.00	(101.83)	74,652.20
240	DC-Records Mgmt & Preservation	23,422.49		23,422.49	50.62	0.00	0.00	50.62	23,473.11
241	JP Building Security Fee	28,540.17		28,540.17	240.96	(253.67)	0.00	(12.71)	28,527.46
242	Elections Special	52,843.92		52,843.92	2,187.59	0.00	0.00	2,187.59	55,031.51
243	Guardianship	52,241.80		52,241.80	453.49	0.00	0.00	453.49	52,695.09
244	CC-Technology	6,832.81		6,832.81	48.05	0.00	0.00	48.05	6,880.86
245	DC-Technology	15,057.78		15,057.78	32.56	0.00	0.00	32.56	15,090.34
246	DC-Records Archive Fee	49,075.28		49,075.28	106.04	0.00	0.00	106.04	49,181.32
247	DC-CT Records Preservation	30,836.94		30,836.94	66.64	0.00	0.00	66.64	30,903.58
260	Law Library	44,083.79		44,083.79	570.49	(399.00)	0.00	171.49	44,255.28
305	Constable Forfeiture	2,231.31		2,231.31	1,454.76	(195.00)	0.00	1,259.76	3,491.07
	<b>Total Special Revenue Funds</b>	<b>\$ 1,870,798.38</b>	<b>\$ 3,444.02</b>	<b>\$ 1,874,242.40</b>	<b>\$ 35,959.04</b>	<b>\$ (12,836.77)</b>	<b>(\$1,750.00)</b>	<b>\$ 21,372.27</b>	<b>\$ 1,895,614.87</b>
<b>OTHER FUNDS</b>									
250	Right of Way	847,415.07		847,415.07	1,913.13	0.00	0.00	1,913.13	849,328.20
281	Community Supervision & Corr.	408,218.16		408,218.16	24,717.02	(34,007.14)	0.00	(9,290.12)	398,928.04
290	Juvenile Probation Department	35,634.47		35,634.47	20,244.00	(17,243.21)	0.00	3,000.79	38,635.26
892	Historical Commission	50,060.23		50,060.23	135.72	(369.28)	0.00	(233.56)	49,826.67
	<b>Total Other Funds</b>	<b>\$ 1,341,327.93</b>	<b>\$ -</b>	<b>\$ 1,341,327.93</b>	<b>\$ 47,009.87</b>	<b>\$ (51,619.63)</b>	<b>\$ -</b>	<b>\$ (4,609.76)</b>	<b>\$ 1,336,718.17</b>
	<b>TOTAL BUDGETED FUNDS</b>	<b>\$ 25,076,884.50</b>	<b>\$ -</b>	<b>\$ 25,076,884.50</b>	<b>\$ 7,373,633.12</b>	<b>\$ (1,795,524.68)</b>	<b>\$ 8,338.26</b>	<b>\$ 5,586,446.70</b>	<b>\$ 30,663,331.20</b>
<b>NON-BUDGETED AND NON-COUNTY FUNDS</b>									
880	Treasurer's State Fees	66,351.40		66,351.40	22,602.50	(80,093.49)	(8,338.26)	(65,829.25)	522.15
891	Payroll Fund	(4.14)		(4.14)	0.00	0.00	0.00	0.00	(4.14)
999	Upper Sabine Valley Waste Mgmt	0.00		0.00	0.00	0.00	0.00	0.00	0.00
	<b>TOTAL NON-BUDGETED FUNDS</b>	<b>\$ 66,347.26</b>	<b>\$ -</b>	<b>\$ 66,347.26</b>	<b>\$ 22,602.50</b>	<b>\$ (80,093.49)</b>	<b>\$ (8,338.26)</b>	<b>\$ (65,829.25)</b>	<b>\$ 518.01</b>
	<b>TOTAL CASH IN POOLED ACCOUNTS</b>	<b>\$ 25,143,231.76</b>	<b>\$ -</b>	<b>\$ 25,143,231.76</b>	<b>\$ 7,396,235.62</b>	<b>\$ (1,875,618.17)</b>	<b>\$ -</b>	<b>\$ 5,520,617.45</b>	<b>\$ 30,663,849.21</b>
<b>CASH IN BANK - POOLED CASH ACCOUNTS</b>									
890	AP Pooled Cash	788,415.27		788,415.27	2,154.53	(858,940.27)	705,000.00	(151,785.74)	636,629.53
890	Payroll Pooled Cash	414,804.10		414,804.10	1,527.11	(1,016,677.90)	1,045,000.00	29,849.21	444,653.31
890	Deposits Pooled Cash	11,633,672.67		11,633,672.67	7,366,843.70	0.00	(1,750,000.00)	5,616,843.70	17,250,516.37
890	CD Investments	2,370,300.63		2,370,300.63	4,630.00	0.00	0.00	4,630.00	2,374,930.63
890	CD Non-Depository	492,427.84		492,427.84	1,858.12	0.00	0.00	1,858.12	494,285.96
890	CDARS Investments	8,921,940.54		8,921,940.54	18,174.15	0.00	0.00	18,174.15	8,940,114.69
890	TexPool Pooled Investments	516,470.71		516,470.71	1,048.01	0.00	0.00	1,048.01	517,518.72
890	Jury Pooled Cash	5,200.00		5,200.00	0.00	0.00	0.00	0.00	5,200.00
	<b>TOTAL CASH IN BANK - POOLED CASH ACCOUNTS</b>	<b>\$ 25,143,231.76</b>	<b>\$ -</b>	<b>\$ 25,143,231.76</b>	<b>\$ 7,396,235.62</b>	<b>\$ (1,875,618.17)</b>	<b>\$ 0.00</b>	<b>\$ 5,520,617.45</b>	<b>\$ 30,663,849.21</b>
					0.00	0.00	0.00	0.00	0.00

COUNTY CLERK, WOOD COUNTY TX  
 FILED FOR RECORD  
 2019 MAR 22 PM 12:17

FUND CODE	FUND NAME	CASH BALANCE 12/31/2018	RECLASSES	CASH BALANCE 12/31/2018	RECEIPTS	DISBURSEMENTS	TRANSFER IN/(OUT)	Net Change	CASH BALANCE 1/31/2019
<b>CASH IN BANK - NON POOLED CASH ACCOUNTS - NON-BUDGETED, I</b>									
<b>BANKTEXAS ACCOUNTS</b>									
200	Road & Bridge CD RRC Restricted	\$ 26,908.17		\$ 26,908.17	\$ 22.85	\$0.00	\$0.00	\$22.85	\$ 26,931.02
233	Sheriff's Forfeiture Fund (Budgeted)	2,849.21		2,849.21	0.00	0.00	-	0.00	2,849.21
401	Grant Fund	0.00		0.00	0.00	0.00	0.00	0.00	0.00
601	Interest & Sinking	25,319.70		25,319.70	157.42	0.00	0.00	157.42	25,477.12
895	Health Plan	332,707.72		332,707.72	209,305.79	(229,421.15)	275,371.76	255,256.40	587,964.12
895	Health Plan CD	212,139.14		212,139.14	428.81	0.00	0.00	428.81	212,567.95
895	Health Plan CDARS	789,977.36		789,977.36	2,231.64	0.00	(275,371.76)	(273,140.12)	516,837.24
898	MRP/DPC Clearing	9,294.49		9,294.49	4,284.56	(5,097.69)	0.00	(813.13)	8,481.36
	District Clerk Clearing	17,860.43		17,860.43	22,697.53	0.00	0.00	22,697.53	40,557.96
	JP1 Clearing	16,059.97		16,059.97	17,896.67	(16,796.97)	0.00	1,099.70	17,159.67
	JP2 Clearing	7,947.10		7,947.10	10,668.00	(8,838.10)	0.00	1,829.90	9,777.00
	JP3 Clearing	10,641.40		10,641.40	10,088.57	(10,689.90)	0.00	(601.33)	10,040.07
	JP4 Clearing	1,619.00		1,619.00	9,025.67	(4,099.50)	0.00	4,926.17	6,545.17
	RV Clearing	0.00		0.00	0.00	0.00	0.00	0.00	0.00
	Treasurer's Credit Card	0.00		0.00	0.00	0.00	0.00	0.00	0.00
	<b>TOTAL BANKTEXAS - NON POOLED CASH ACCOUNTS</b>	<b>\$ 1,453,323.69</b>	<b>\$ -</b>	<b>\$ 1,453,323.69</b>	<b>\$ 286,807.51</b>	<b>\$ (274,943.31)</b>	<b>\$0.00</b>	<b>\$ 11,864.20</b>	<b>\$ 1,465,187.89</b>
<b>TEXPOOL ACCOUNTS</b>									
601	Interest & Sinking	37,086.08		37,086.08	75.23	0.00	0.00	75.23	37,161.31
895	Health Plan	1,181.75		1,181.75	2.47	0.00	0.00	2.47	1,184.22
	<b>TOTAL TEXPOOL - NON POOLED CASH ACCOUNTS</b>	<b>\$ 38,267.83</b>	<b>\$ -</b>	<b>\$ 38,267.83</b>	<b>\$77.70</b>	<b>\$0.00</b>	<b>\$0.00</b>	<b>\$ 77.70</b>	<b>\$ 38,345.53</b>
	<b>TOTAL CASH IN BANK - NON POOLED CASH ACCOUNTS</b>	<b>\$ 1,491,591.52</b>	<b>\$ -</b>	<b>\$ 1,491,591.52</b>	<b>\$ 286,885.21</b>	<b>\$ (274,943.31)</b>	<b>\$0.00</b>	<b>\$ 11,941.90</b>	<b>\$ 1,503,533.42</b>
	<b>TOTAL CASH IN BANK - ALL TREASURER'S ACCOUNTS</b>	<b>\$ 26,634,823.28</b>	<b>\$ -</b>	<b>\$ 26,634,823.28</b>	<b>\$ 7,683,120.83</b>	<b>\$ (2,150,561.48)</b>	<b>\$0.00</b>	<b>\$ 5,532,559.35</b>	<b>\$ 32,167,382.63</b>

Miscellaneous Information 0.00  
 indebtedness as of 1/31/2019: \$0.00 Certificate of Obligation: None  
 RB Line of Credit-Railroad Commission \$25,000 CD Secured - Current Balance Available \$26,931  
 Bank Texas (including CDARS and ICS) Cash Balance \$ 31,117,232.42  
 Non-Depository Investments Cash Balance 494,285.96  
 TexPool: Cash Balance 555,864.25  
 Total Cash Balance \$ 32,167,382.63 0.00  
 Bank Texas Interest Income: Interest Rate .00%-2.70% \$ 34,898.87  
 Certificates of Deposit: Interest Rates Varies 6,939.78  
 CDARS Interest Income 20,405.79  
 TexPool Interest Income: Interest Rate 2.20% 1,125.71  
 Total Interest Income \$ 63,370.15 0.00

I, Becky S. Burford, County Treasurer, in and for the County of Wood, State of Texas, do hereby present the January 2019 Statement of Cash Accounts Activity, the attached Treasurer's Report of Cash Receipts and Disbursements, and the Report of Securities as true and correct statements, to the best of my knowledge, of accounts under the control of Wood County Treasurer and furthermore state that the fund balances are on deposit earning interest in accordance with the Wood County Investment Policy earning interest in accordance with the Wood County Depository Contract.

Presented, examined, and accepted at the regular term of Commissioners Court on this the 22nd day of March 2019.

*Becky S. Burford*  
 Becky S. Burford, Wood County Treasurer

*Lucy Hebron*  
 Lucy Hebron, County Judge

*Virgil Holland, Jr.*  
 Virgil Holland, Jr., Commissioner Precinct 1


*Jerry Gasbill*  
 Jerry Gasbill, Commissioner Precinct 2

*Mike Simmons*  
 Mike Simmons, Commissioner Precinct 3

*Russell Ackler*  
 Russell Ackler, Commissioner Precinct 4

*Tarri Sellars*  
 Tarri Sellars, Auditor

ATTEST: *Kelley Price*  
 Kelley Price, County Clerk



FILED FOR RECORD  
 2019 MAR 22 PM 12:17  
 COUNTY CLERK, WOOD CO TX

**WOOD COUNTY, TEXAS  
 RECAP OF FUNDS BY BANK ACCOUNTS  
 FOR THE MONTH ENDING JANUARY 31, 2019**

Fund	Beginning Cash Balance	M-T-D Receipts	M-T-D Disbursements	Transfers	Ending Balance	BankTexas Quitman	-----Allocation of Cash-----			Total Cash
							BankTexas CDARS	Non-Depository Banks	TexPool	
200 Road & Bridge CD Restricted	\$ 26,908.17	\$22.85	\$0.00	\$0.00	\$26,931.02	\$26,931.02	\$0.00	\$0.00	\$0.00	\$26,931.02
233 Sheriff Forfeiture Fund	2,849.21	0.00	0.00	0.00	2,849.21	\$2,849.21				\$2,849.21
401 Texas Comm. Dev. Program	0.00	0.00	0.00	0.00	0.00	\$0.00	0.00	0.00	0.00	0.00
601 Interest and Sinking	62,405.78	232.65	0.00	0.00	62,638.43	25,477.12	0.00	0.00	37,161.31	62,638.43
890 Pooled Funds	13,358,562.75	7,371,573.35	(1,875,618.17)	0.00	18,854,517.93	18,336,999.21	0.00	0.00	517,518.72	18,854,517.93
890 Pooled CDs	11,784,669.01	24,662.27	0.00	0.00	11,809,331.28	2,374,930.63	8,940,114.69	494,285.96	0.00	11,809,331.28
895 Health Plan Fund	333,889.47	209,308.26	(229,421.15)	275,371.76	589,148.34	587,964.12	0.00	0.00	1,184.22	589,148.34
895 Health Plan CDs	1,002,116.50	2,660.45	0.00	(275,371.76)	729,405.19	212,567.95	516,837.24	0.00	0.00	729,405.19
898 MRP/DPC Clearing	9,294.49	4,284.56	(5,097.69)	0.00	8,481.36	8,481.36	0.00	0.00	0.00	8,481.36
District Clerk Clearing	17,860.43	22,697.53	0.00	0.00	40,557.96	40,557.96	0.00	0.00	0.00	40,557.96
JP1 Clearing	16,059.97	17,896.67	(16,796.97)	0.00	17,159.67	17,159.67	0.00	0.00	0.00	17,159.67
JP2 Clearing	7,947.10	10,668.00	(8,838.10)	0.00	9,777.00	9,777.00	0.00	0.00	0.00	9,777.00
JP3 Clearing	10,641.40	10,088.57	(10,689.90)	0.00	10,040.07	10,040.07	0.00	0.00	0.00	10,040.07
JP4 Clearing	1,619.00	9,025.67	(4,099.50)	0.00	6,545.17	6,545.17	0.00	0.00	0.00	6,545.17
RV Park Clearing	0.00	0.00	0.00	0.00	0.00	0.00	0.00	0.00	0.00	0.00
Treasurer's Credit Card	0.00	0.00	0.00	0.00	0.00	0.00	0.00	0.00	0.00	0.00
<b>Grand Total</b>	<b>\$ 26,634,823.28</b>	<b>\$ 7,683,120.83</b>	<b>\$ (2,150,561.48)</b>	<b>\$ -</b>	<b>\$ 32,167,382.63</b>	<b>\$ 21,660,280.49</b>	<b>\$ 9,456,951.93</b>	<b>\$ 494,285.96</b>	<b>\$ 555,864.25</b>	<b>\$ 32,167,382.63</b>
				\$0.00						

FILED FOR RECORD  
 2019 MAR 22 PM 12:17  
 COUNTY CLERK, WOOD CO TX

**WOOD COUNTY, TEXAS  
COMBINED STATEMENT OF CASH ACCOUNTS ACTIVITY  
FOR THE YEAR-TO-DATE THROUGH JANUARY 31, 2019**

FUND CODE	FUND NAME	PRIOR-YEAR		REVISED		TRANSFER			Net Change	CASH BALANCE 1/31/2019
		CASH BALANCE 10/01/2018	RECLASSES	CASH BALANCE 10/01/2018	RECEIPTS	DISBURSEMENTS	IN/(OUT)			
<b>BUDGETED FUNDS</b>										
<b>OPERATING FUNDS</b>										
100	General	\$ 19,028,284.20	\$ 14,399.98	\$ 19,042,684.18	\$ 7,535,019.28	\$ (5,552,512.98)	\$ 17,148.52	\$ 1,999,654.82	\$ 21,042,339.00	
200	Road and Bridge Fund	2,892,118.94	0.00	2,892,118.94	5,585,232.02	(2,176,554.80)	(89.83)	3,408,587.39	6,300,706.33	
270	Tobacco Settlement Fund	87,953.03	0.00	87,953.03	0.00	0.00	0.00	0.00	87,953.03	
	<b>Total Operating Funds</b>	<b>\$ 22,008,356.17</b>	<b>\$ 14,399.98</b>	<b>\$ 22,022,756.15</b>	<b>\$ 13,120,251.30</b>	<b>\$ (7,729,067.78)</b>	<b>\$ 17,058.69</b>	<b>\$ 5,408,242.21</b>	<b>\$ 27,430,998.36</b>	
<b>SPECIAL REVENUE FUNDS</b>										
230	CC-Records Mgmt. & Preservation	667,947.09	(5,471.48)	662,475.61	44,213.29	(9,849.72)	0.00	34,363.57	696,839.18	
231	General Records Mgmt. & Preservation	26,203.31	0.00	26,203.31	4,692.13	(4,255.84)	0.00	436.29	26,639.60	
232	CC-Records Archive Fee	512,348.04	0.00	512,348.04	41,874.79	0.00	0.00	41,874.79	554,222.83	
234	Courthouse Security	58,824.67	0.00	58,824.67	8,143.16	(219.80)	(7,000.00)	923.36	59,748.03	
235	Hotel and Motel Tax	174,153.26	0.00	174,153.26	30,542.40	(38,534.81)	(6.58)	(7,998.99)	166,154.27	
236	Child Welfare	2,187.87	0.00	2,187.87	554.34	0.00	0.00	554.34	2,742.21	
238	Crime Victims Services	5,042.74	0.00	5,042.74	55.03	(11.04)	0.00	43.99	5,086.73	
239	Justice Court Technology	72,846.02	0.00	72,846.02	3,338.85	(1,332.67)	0.00	2,006.18	74,652.20	
240	DC-Records Mgmt & Preservation	22,403.00	0.00	22,403.00	1,307.31	(237.20)	0.00	1,070.11	23,473.11	
241	JP Building Security Fee	28,490.58	0.00	28,490.58	921.69	(684.81)	0.00	36.88	28,527.46	
242	Elections Special	52,415.26	0.00	52,415.26	2,616.25	0.00	0.00	2,616.25	55,031.51	
243	Guardianship	50,753.93	0.00	50,753.93	1,941.16	0.00	0.00	1,941.16	52,695.09	
244	CC-Technology	6,436.99	0.00	6,436.99	443.87	0.00	0.00	443.87	6,880.86	
245	DC-Technology	13,695.37	0.00	13,695.37	1,394.97	0.00	0.00	1,394.97	15,090.34	
246	DC-Records Archive Fee	48,642.96	0.00	48,642.96	2,538.36	0.00	0.00	2,538.36	49,181.32	
247	DC-CT Records Preservation	30,086.57	0.00	30,086.57	817.01	0.00	0.00	817.01	30,903.58	
260	Law Library	39,753.06	0.00	39,753.06	5,979.22	(1,477.00)	0.00	4,502.22	44,255.28	
305	Constable Forfeiture	2,310.58	0.00	2,310.58	1,469.95	(289.49)	0.00	1,180.49	3,491.07	
	<b>Total Special Revenue Funds</b>	<b>\$ 1,812,341.30</b>	<b>\$ (5,471.48)</b>	<b>\$ 1,806,869.82</b>	<b>\$ 152,843.81</b>	<b>\$ (57,092.38)</b>	<b>(\$7,006.58)</b>	<b>\$ 88,744.85</b>	<b>\$ 1,895,614.67</b>	
<b>OTHER FUNDS</b>										
250	Right of Way	841,614.82	0.00	841,614.82	7,713.38	0.00	0.00	7,713.38	849,328.20	
281	Community Supervision & Corr.	413,467.63	0.00	413,467.63	133,493.12	(148,032.71)	0.00	(14,539.59)	398,928.04	
290	Juvenile Probation Department	(9,274.16)	0.00	(9,274.16)	121,457.00	(73,547.58)	0.00	47,909.42	38,635.26	
892	Historical Commission	50,959.80	0.00	50,959.80	504.22	(1,637.35)	0.00	(1,133.13)	49,826.67	
	<b>Total Other Funds</b>	<b>\$ 1,296,768.09</b>	<b>\$ -</b>	<b>\$ 1,296,768.09</b>	<b>\$ 263,167.72</b>	<b>\$ (223,217.84)</b>	<b>\$ -</b>	<b>\$ 39,950.08</b>	<b>\$ 1,336,718.17</b>	
	<b>TOTAL BUDGETED FUNDS</b>	<b>\$ 25,117,465.58</b>	<b>\$ 8,928.50</b>	<b>\$ 25,128,394.06</b>	<b>\$ 13,536,262.83</b>	<b>\$ (8,009,377.80)</b>	<b>\$ 10,052.11</b>	<b>\$ 5,536,937.14</b>	<b>\$ 30,663,331.20</b>	
<b>NON-BUDGETED AND NON-COUNTY FUNDS</b>										
880	Treasurer's State Fees	68,789.33	(8,668.50)	60,120.83	120,959.95	(170,506.52)	(10,052.11)	(59,598.68)	522.15	
891	Payroll Fund	324,338.82	0.00	324,338.82	0.00	(324,342.96)	0.00	(324,342.96)	(4.14)	
999	Upper Sabine Valley Waste Mgmt	485,394.98	0.00	485,394.98	2,760.93	(488,155.91)	0.00	(485,394.98)	0.00	
	<b>TOTAL NON-BUDGETED FUNDS</b>	<b>\$ 878,523.13</b>	<b>\$ (8,668.50)</b>	<b>\$ 869,854.63</b>	<b>\$ 123,720.88</b>	<b>\$ (983,005.39)</b>	<b>\$ (10,052.11)</b>	<b>\$ (869,336.62)</b>	<b>\$ 518.01</b>	
	<b>TOTAL CASH IN POOLED ACCOUNTS</b>	<b>\$ 25,995,988.69</b>	<b>\$ 260.00</b>	<b>\$ 25,996,248.69</b>	<b>\$ 13,659,983.71</b>	<b>\$ (8,992,383.19)</b>	<b>\$ -</b>	<b>\$ 4,667,600.52</b>	<b>\$ 30,663,849.21</b>	
<b>CASH IN BANK - POOLED CASH ACCOUNTS</b>										
890	AP Pooled Cash	1,107,908.70	260.00	1,108,168.70	8,972.95	(4,430,512.12)	3,950,000.00	(471,539.17)	636,629.53	
890	Payroll Pooled Cash	1,007,170.44	0.00	1,007,170.44	7,573.94	(4,560,091.07)	3,990,000.00	(562,517.13)	444,653.31	
890	Deposits Pooled Cash	11,653,271.52	0.00	11,653,271.52	13,536,182.01	0.00	(7,938,937.16)	5,597,244.85	17,250,516.37	
890	CD Investments	2,360,349.35	0.00	2,380,349.35	14,581.28	0.00	0.00	14,581.28	2,374,930.63	
890	CD Non-Depository	493,885.18	0.00	493,885.18	3,253.62	0.00	(2,852.84)	400.78	494,285.96	
890	CDARS Investments	8,854,610.93	0.00	8,854,610.93	85,503.76	0.00	0.00	85,503.76	8,940,114.69	
890	TexPool Pooled Investments	513,602.57	0.00	513,602.57	3,916.15	0.00	0.00	3,916.15	517,518.72	
890	Jury Pooled Cash	5,190.00	0.00	5,190.00	0.00	(1,780.00)	1,790.00	10.00	5,200.00	
	<b>TOTAL CASH IN BANK - POOLED CASH ACCOUNTS</b>	<b>\$ 25,995,988.69</b>	<b>\$ 260.00</b>	<b>\$ 25,996,248.69</b>	<b>\$ 13,659,983.71</b>	<b>\$ (8,992,383.19)</b>	<b>(\$0.00)</b>	<b>\$ 4,667,600.52</b>	<b>\$ 30,663,849.21</b>	
										0.00

FILED FOR RECORD  
 2019 MAR 22 PM 12: 17  
 COUNTY CLERK, WOOD CO TX

FUND CODE	FUND NAME	PRIOR-YEAR		REVISED		RECEIPTS		DISBURSEMENTS		TRANSFER	Net Change	CASH BALANCE 1/31/2019
		CASH BALANCE 10/01/2018	RECLASSES	CASH BALANCE 10/01/2018			IN/(OUT)					
<b>CASH IN BANK - NON POOLED CASH ACCOUNTS - NON-BUDGE</b>												
<b>BANKTEXAS ACCOUNTS</b>												
200	Road & Bridge CD RRC Restricted	\$ 26,841.19	\$ -	\$ 26,841.19	\$ 89.83	\$ -	\$ -	\$ -	\$ -	\$ -	\$ 89.83	\$ 26,931.02
233	Sheriff's Forfeiture Fund (Budgeted)	3,430.21	0.00	3,430.21	0.00	(581.00)	0.00	(581.00)	0.00	0.00	-581.00	2,849.21
401	Grant Fund	0.00	0.00	0.00	0.00	0.00	0.00	0.00	0.00	0.00	0.00	0.00
601	Interest & Sinking	24,945.66	0.00	24,945.66	531.46	0.00	0.00	531.46	0.00	0.00	531.46	25,477.12
895	Health Plan	330,533.24	0.00	330,533.24	833,913.58	(851,854.46)	275,371.76	257,430.88	0.00	257,430.88	587,964.12	
895	Health Plan CD	211,517.67	0.00	211,517.67	1,050.28	0.00	0.00	1,050.28	0.00	1,050.28	212,567.95	
895	Health Plan CDARS	783,554.38	0.00	783,554.38	8,854.62	0.00	(275,371.76)	(266,717.14)	0.00	(266,717.14)	516,837.24	
898	MRP/DPC Clearing	8,524.55	0.00	8,524.55	17,091.86	(17,135.05)	0.00	(43.19)	0.00	(43.19)	8,481.36	
	District Clerk Clearing	35,607.76	0.00	35,607.76	110,695.72	(105,745.52)	0.00	4,950.20	0.00	4,950.20	40,557.96	
	JP1 Clearing	13,159.98	0.00	13,159.98	67,439.10	(63,439.41)	0.00	3,999.69	0.00	3,999.69	17,159.67	
	JP2 Clearing	10,624.09	0.00	10,624.09	36,666.28	(37,513.37)	0.00	(847.09)	0.00	(847.09)	9,777.00	
	JP3 Clearing	9,196.58	0.00	9,196.58	41,109.71	(40,266.22)	0.00	843.49	0.00	843.49	10,040.07	
	JP4 Clearing	4,129.00	0.00	4,129.00	19,559.61	(17,143.44)	0.00	2,416.17	0.00	2,416.17	6,545.17	
	RV Clearing	0.00	0.00	0.00	0.00	0.00	0.00	0.00	0.00	0.00	0.00	
	Treasurer's Credit Card	0.00	0.00	0.00	132.31	(132.31)	0.00	0.00	0.00	0.00	0.00	
	<b>TOTAL BANKTEXAS - NON POOLED CASH ACCOUNTS</b>	<b>\$ 1,462,064.31</b>	<b>\$ -</b>	<b>\$ 1,462,064.31</b>	<b>\$ 1,136,934.36</b>	<b>\$ (1,133,810.78)</b>	<b>\$ 0.00</b>	<b>\$ 3,123.58</b>	<b>\$ 3,123.58</b>	<b>\$ 1,465,187.89</b>		
<b>TEXPOOL ACCOUNTS</b>												
601	Interest & Sinking	36,880.11	0.00	36,880.11	281.20	0.00	0.00	281.20	0.00	281.20	37,161.31	
895	Health Plan	1,175.23	0.00	1,175.23	8.99	0.00	0.00	8.99	0.00	8.99	1,184.22	
	<b>TOTAL TEXPOOL - NON POOLED CASH ACCOUNTS</b>	<b>\$ 38,055.34</b>	<b>\$ -</b>	<b>\$ 38,055.34</b>	<b>\$ 290.19</b>	<b>\$ 0.00</b>	<b>\$ 0.00</b>	<b>\$ 290.19</b>	<b>\$ 290.19</b>	<b>\$ 38,345.53</b>		
	<b>TOTAL CASH IN BANK - NON POOLED CASH ACCOUNTS</b>	<b>\$ 1,500,119.65</b>	<b>\$ -</b>	<b>\$ 1,500,119.65</b>	<b>\$ 1,137,224.55</b>	<b>\$ (1,133,810.78)</b>	<b>\$ 0.00</b>	<b>\$ 3,413.77</b>	<b>\$ 1,503,533.42</b>			
	<b>TOTAL CASH IN BANK - ALL TREASURER'S ACCOUNTS</b>	<b>\$ 27,496,108.34</b>	<b>\$ 260.00</b>	<b>\$ 27,496,368.34</b>	<b>\$ 14,797,208.26</b>	<b>\$ (10,126,193.97)</b>	<b>\$ (0.00)</b>	<b>\$ 4,671,014.29</b>	<b>\$ 32,167,382.63</b>			

Miscellaneous Information 0.00

Indebtedness as of 1/31/2019: \$0.00 Certificate of Obligation: None  
 RB Line of Credit-Railroad Commission \$25,000 CD Secured - Current Balance Available \$26,931

Bank Texas (including CDARS and ICS)	Cash Balance	\$ 31,117,232.42
Non-Depository Investments	Cash Balance	494,285.96
TexPool:	Cash Balance	555,864.25
<b>Total</b>		<b>\$ 32,167,382.63</b>
Bank Texas Interest Income:		\$ 124,824.63
Certificates of Deposit:		18,975.01
CDARS Interest Income:		94,158.37
TexPool Interest Income:		4,206.34
<b>Total Interest Income</b>		<b>\$ 242,164.35</b>

I, Becky S. Burford, County Treasurer, in and for the County of Wood, State of Texas, do hereby present the January 2019 Statement of Cash Accounts Activity, the attached Treasurer's Report of Cash Receipts and Disbursements, and the Report of Securities as true and correct statements, to the best of my knowledge, of accounts under the control of Wood County Treasurer and furthermore state that the fund balances are on deposit earning interest in accordance with the Wood County Investment Policy earning interest in accordance with the Wood County Depository Contract.

*Becky S. Burford*  
 Becky S. Burford, Wood County Treasurer

Presented, examined, and accepted at the regular term of Commissioners Court on this the 22nd day of March 2019.

*Lucy Hebron*  
 Lucy Hebron, County Judge

*Virgil Holland Jr.*  
 Virgil Holland Jr, Commissioner Precinct 1


*Jerry Gaskill*  
 Jerry Gaskill, Commissioner Precinct 2

*Mike Simmons*  
 Mike Simmons, Commissioner Precinct 3

*Russell Acker*  
 Russell Acker, Commissioner Precinct 4

*Tern Sejlars*  
 Tern Sejlars, Auditor

*Kelley Price*  
 Kelley Price, County Clerk



FILED FOR RECORD  
 2019 MAR 22 PM 12:17  
 COUNTY CLERK, WOOD CO TX

**WOOD COUNTY, TEXAS  
 RECAP OF FUNDS BY BANK ACCOUNTS  
 FOR THE YEAR-TO-DATE ENDING JANUARY 31, 2019**

Fund	Beginning Cash Balance	M-T-D Receipts	M-T-D Disbursements	Transfers	Ending Balance	BankTexas Quitman	Allocation of Cash			Total Cash
							BankTexas CDARS	Non-Depository Banks	TexPool	
200 Road & Bridge CD Restricted	\$ 26,841.19	\$89.83	\$0.00	\$0.00	\$26,931.02	\$26,931.02	\$0.00	\$0.00	\$0.00	\$26,931.02
233 Sheriff Forfeiture Fund	3,430.21	0.00	(581.00)	0.00	2,849.21	2,849.21				2,849.21
401 Texas Comm. Dev. Program	0.00	0.00	0.00	0.00	0.00	-	0.00	0.00	0.00	0.00
601 Interest and Sinking	61,825.77	812.66	0.00	0.00	62,638.43	25,477.12	0.00	0.00	37,161.31	62,638.43
890 Pooled Funds	14,287,403.23	13,556,645.05	(8,992,383.19)	2,852.84	18,854,517.93	18,336,999.21	0.00	0.00	517,518.72	18,854,517.93
890 Pooled CDs	11,708,845.46	103,338.66	0.00	(2,852.84)	11,809,331.28	2,374,930.63	8,940,114.69	494,285.96	0.00	11,809,331.28
895 Health Plan Fund	331,708.47	833,922.57	(851,854.46)	275,371.76	589,148.34	587,964.12	0.00	0.00	1,184.22	589,148.34
895 Health Plan CDs	995,072.05	9,704.90	0.00	(275,371.76)	729,405.19	212,567.95	516,837.24	0.00	0.00	729,405.19
898 MRP/DPC Clearing	8,524.55	17,091.86	(17,135.05)	0.00	8,481.36	8,481.36	0.00	0.00	0.00	8,481.36
District Clerk Clearing	35,607.76	110,695.72	(105,745.52)	0.00	40,557.96	40,557.96	0.00	0.00	0.00	40,557.96
JP1 Clearing	13,159.98	67,439.10	(63,439.41)	0.00	17,159.67	17,159.67	0.00	0.00	0.00	17,159.67
JP2 Clearing	10,624.09	36,666.28	(37,513.37)	0.00	9,777.00	9,777.00	0.00	0.00	0.00	9,777.00
JP3 Clearing	9,196.58	41,109.71	(40,266.22)	0.00	10,040.07	10,040.07	0.00	0.00	0.00	10,040.07
JP4 Clearing	4,129.00	19,559.61	(17,143.44)	0.00	6,545.17	6,545.17	0.00	0.00	0.00	6,545.17
RV Park Clearing	0.00	0.00	0.00	0.00	0.00	0.00	0.00	0.00	0.00	0.00
Treasurer's Credit Card	0.00	132.31	(132.31)	0.00	0.00	0.00	0.00	0.00	0.00	0.00
<b>Grand Total</b>	<b>\$ 27,496,368.34</b>	<b>\$ 14,797,208.26</b>	<b>\$ (10,126,193.97)</b>	<b>\$ 0.00</b>	<b>\$ 32,167,382.63</b>	<b>\$ 21,660,280.49</b>	<b>\$ 9,456,951.93</b>	<b>\$ 494,285.96</b>	<b>\$ 555,864.25</b>	<b>\$ 32,167,382.63</b>
		0.00	0.00		<u>\$ (0.00)</u>					

FILED FOR RECORD  
 2019 MAR 22 PM 12:14  
 COUNTY CLERK, WOOD CO TX

WOOD COUNTY, TEXAS

INVESTMENT ACTIVITY FOR JANUARY 31, 2019

01/31/2019														
CD ID	Description	Bank	Acct	Maturity Date	Original Principal	Prior Balance		Purchases/Deposits	Interest Credited	Withdrawals	Current Balance	This Month's	Accumulated	
						12/31/2018	01/31/2019				Unpaid Interest	Unpaid Interest		
16	*7485 DPC 12 MONTH	BTH	DPC	11/10/2019	\$ 500,000.00	\$	530,374.84		\$ 1,072.08		\$ 531,446.92	\$ 762.37	\$ 762.37	
17	*7507 DPC 12 MONTH	BTH	DPC	11/10/2019	250,000.00		265,187.42		536.04		265,723.46	381.18	381.18	
18	*7523 HP 12 MONTH	BTH	HP	11/10/2019	75,000.00		79,556.19		160.81		79,717.00	114.35	114.35	
58	*182 DPC 365 DAY	CNB	DPC	10/15/2019	124,200.00		123,500.00		467.34		123,967.34	101.89	101.89	
59	*183 DPC 365 DAY	CNB	DPC	10/15/2019	124,200.00		123,500.00		467.34		123,967.34	101.89	101.89	
60	*884 DPC 365 DAY	FNBW	DPC	10/16/2019	117,500.00		122,713.92		461.72		123,175.64	95.57	95.57	
61	*885 DPC 365 DAY	FNBW	DPC	10/16/2019	117,500.00		122,713.92		461.72		123,175.64	95.57	95.57	
96	*4149 365 DAY	BTH	DPC	12/31/2019	500,000.00		519,933.21		1,050.98		520,984.19	33.97	33.97	
97	*4160 365 DAY	BTH	HP	12/31/2019	127,500.00		132,582.95		268.00		132,850.95	8.66	8.66	
123	CD 24 month	BTH	DPC	08/13/2019	500,000.00		527,402.58		985.45		528,388.03	605.11	605.11	
124	CD 24 month	BTH	DPC	08/13/2019	500,000.00		527,402.58		985.45		528,388.03	605.11	605.11	
181J	CDARS 30 Month	BTH	HP	Redeemed	260,000.00		274,628.17		743.59	(275,371.76)	0.00	0.00	0.00	
194I	CDARS 30 Month	BTH	DPC	03/21/2019	405,504.00		425,566.59		0.00		425,566.59	1,231.99	1,707.93	
196F	CDARS 30 Month	BTH	DPC	12/12/2019	750,000.00		778,539.14		0.00		778,539.14	2,255.31	3,634.35	
197F	CDARS 30 Month	BTH	DPC	12/12/2019	750,001.00		778,540.16		0.00		778,540.16	2,255.31	3,634.36	
198E	CDARS 30 Month	BTH	DPC	02/06/2020	750,001.00		778,099.17		2,243.42		780,342.59	0.00	0.00	
198-2E	CDARS 30 Month	BTH	DPC	03/19/2020	750,003.00		775,787.79		2,243.35		778,031.14	0.00	0.00	
199D	CDARS 30 Month	BTH	DPC	03/19/2020	750,004.00		775,788.82		2,243.35		778,032.17	0.00	0.00	
200D & E	CDARS 30 Month	BTH	HP	03/19/2020	250,000.00		258,594.88		747.78		259,342.66	0.00	0.00	
201D & E	CDARS 30 Month	BTH	DPC	04/30/2020	750,005.00		774,469.92		2,167.83		776,637.75	0.00	0.00	
202D	CDARS 30 Month	BTH	DPC	06/11/2020	750,006.00		772,570.50		2,234.06		774,804.56	0.00	0.00	
203C	CDARS 30 Month	BTH	DPC	08/06/2020	750,007.00		770,267.09		2,220.84		772,487.93	0.00	0.00	
204C	CDARS 30 Month	BTH	HP	08/06/2020	250,001.00		256,754.31		740.27		257,494.58	0.00	0.00	
205C	CDARS 30 Month	BTH	DPC	08/06/2020	750,008.00		770,268.11		2,220.85		772,488.96	0.00	0.00	
206A	CDARS 30 Month	BTH	DPC	09/17/2020	750,008.00		761,021.12		1,300.22		762,321.34	0.00	0.00	
207A	CDARS 30 Month	BTH	DPC	09/17/2020	750,009.00		761,022.13		1,300.23		762,322.36	0.00	0.00	
Restricted	RB CD *1703 RRC	BTH*	DPC	03/26/2019	25,000.00		26,908.17		22.85		26,931.02	3.68	3.68	
<b>Total CDs</b>					\$ 12,376,457.00	\$	12,813,693.68	\$	-	\$ 27,345.57	\$ (275,371.76)	\$ 12,565,667.49	\$ 8,651.96	\$ 11,885.99
<b>TEXPOOL</b>					WAM	390	0.00		(0.00)		(0.00)	(0.00)	0.00	
Deposit Pooled Cash		TxP	DPC				\$ 516,470.71	\$	-	\$ 1,048.01	\$	517,518.72	n/a	n/a
Interest & Sinking		TxP	I&S				37,086.08		75.23			37,161.31	n/a	n/a
Health Plan		TxP	HP				1,181.75		2.47			1,184.22	n/a	n/a
<b>Total Pools</b>							\$ 554,738.54	\$	-	\$ 1,125.71	\$	555,864.25		
<b>Insured Cash Sweeps Accounts</b>														
Deposit Pooled Cash		BTH*		Daily	n/a		\$ 11,003,110.80	\$	7,129,430.96	\$ 29,269.73	\$ (1,577,555.57)	\$ 16,584,255.92	n/a	n/a
Accounts Payable Cash		BTH*		Daily	n/a		983,731.67		700,453.18	2,154.53	(940,327.63)	746,011.75	n/a	n/a
Payroll Cash		BTH*		Daily	n/a		553,897.43		693,995.40	1,527.11	(776,175.63)	473,244.31	n/a	n/a
Health Plan		BTH*		Daily	n/a		440,111.29		193,958.09	854.28	(289,259.08)	345,664.58	n/a	n/a
<b>Total Sweeps</b>							\$ 12,980,851.19	\$	8,717,837.63	\$ 33,805.65	\$ (3,583,317.91)	\$ 18,149,176.56		
<b>Total Investments</b>					Total WAM days	374	\$ 26,349,283.41	\$	8,717,837.63	\$ 62,276.93	\$ (3,858,689.67)	\$ 31,270,708.30	\$ 8,651.96	\$ 11,885.99

FILED FOR RECORD  
 2019 MAR 22 PM 12:17  
 CLERK, WOOD CO TX

**Investments By Type**

BT - Traditional CD	\$ 2,587,498.58	8.27%
BT - CDARS	9,456,951.93	30.24%
Non-Depository CD	494,285.96	1.58%
BT-Restricted CD	26,931.02	0.09%
BT-ICS *	18,149,176.56	58.04%
Money Market Accts	0.00	0.00%
Pools	555,864.25	1.78%
<b>Total</b>	<b>\$ 31,270,708.30</b>	<b>100.00%</b>
	0.00	

\* Does not include in-transit items which can be either positive or negative.

Note BT\* - BankTexas is the county's placement bank for both CDARS and ICS accounts into other FDIC covered banks. For bank details use Supplement Investment Schedule.

I hereby submit the above report in addition to attached Supplement Investment Schedule as the written report of investment transactions for all invested funds held by Wood County Treasurer for period shown above and certify that these investments are in compliance with the local investment policy and Public Funds Investment Act.

*Becky S. Burford*  
 Becky S. Burford, Wood County Treasurer  
 Wood County Investment Officer

02/28/2019

FILED FOR RECORD  
 2019 MAR 22 PM 12:17  
 COUNTY CLERK, WOOD CO TX



**WOOD COUNTY, TEXAS**  
**Supplement Investment Schedule**  
**Summary of FDIC-Insured Institutions**  
**Outside of Depository Bank**

01/31/2019

FILED FOR RECORD

Bank	Location	2019 MAR 22 Balance	Reference	Recap By Type	Totals
City National Bank	Quitman, TX	\$ 247,934.68	CD 58& 59	Local CD	\$ 494,285.96
First National Bank-Winnsboro, TX	Winnsboro, TX	246,351.28	CD 60& 61	Insured Cash Sweep	18,149,176.56
Cornhusker Bank	Lincoln, NE	247,000.00	CDARS#196F	CDARS	9,456,951.93
Seaside National Bank & Trust	Orlando, FL	178,566.59	CDARS#194I		<u>28,100,414.45</u>
Bank of America, N.A.	Charlotte, NC	4,750.00	CDARS#196F		\$ -
Champlain National Bank	Elizabethtown, N	191,654.13	CDARS#196F		
CIBC Bank USA	Chicago, IL	247,000.00	CDARS#196F		
Peoples Bank	Marietta, OH	247,000.00	CDARS#196F		
The Bryn Mawr Trust Company	Bry Mawr, PA	88,135.01	CDARS#196F		
F&M Bank	Falls City, NE	247,000.00	CDARS#197F		
The Bryn Mawr Trust Company	Bry Mawr, PA	158,864.99	CDARS#197F		
The Dime Bank	Honesdales, PA	247,000.00	CDARS#197F		
Union Bank & Trust	Lincoln, NE	125,675.17	CDARS#197F		
Hawthorn Bank	Jefferson City, M	248,957.57	CDARS#198E		
Landmark Bank	Columbia, MO	42,006.89	CDARS#198E		
Signature Bank	New York, NY	240,420.56	CDARS#198E		
TowneBank	Potsmouth, VA	248,957.57	CDARS#198E		
Business First Bank	Baton Rouge, LA	247,991.29	CDARS#198-2E		
Independent Bank - Ionia	Ionia, MI	247,991.29	CDARS#198-2E		
Pathfinder Bank	Oswego, NY	155,116.46	CDARS#198-2E		
USNY Bank	Geneva, NY	126,932.10	CDARS#198-2E		
BCB Community Bank	Bayonne, NY	247,991.29	CDARS#199E		
Seaside National Bank & Trust	Orlando, FL	68,708.05	CDARS#199E		
TriState Capital Bank	Pittsburg, PA	247,991.29	CDARS#199E		
Wyoming Community Bank	Riverton, WY	213,341.54	CDARS#199E		
BOKF, National Association	Tulsa, OK	131,818.08	CDARS#200E		
Pathfinder Bank	Oswego, NY	92,874.83	CDARS#200E		
Wyoming Community Bank	Riverton, WY	34,649.75	CDARS#200E		
Amarillo National Bank	Amarillo, TX	247,022.53	CDARS#201E		
Bank of Sun Prairie	Sun Prairie,WI	35,570.16	CDARS#201E		
First International Bank & Trust	Watford City, ND	247,022.53	CDARS#201E		
Genesee Regional Bank	Rochester, NY	247,022.53	CDARS#201E		
First Carolina Bank	Rocky Mount, NC	248,153.04	CDARS#202D		
Flatirons Bank	Boulder, CO	248,153.04	CDARS#202D		
Select Bank	Forest, VA	156,607.28	CDARS#202D		
Union Bank & Trust	Richmond, VA	121,891.20	CDARS#202D		
Bank of America, N.A.	Charlotte, NC	244,169.94	CDARS#203C		
Centric Bank	Harrisburg, PA	248,957.57	CDARS#203C		
Landmark Bank	Manhattan KS	30,402.85	CDARS#203C		
Manufacturers Bank	Los Angeles, CA	248,957.57	CDARS#203C		
Great Southern Bank	Reeds Spring, M	248,957.57	CDARS#204C		
Signature Bank	New York, NY	8,537.01	CDARS#204C		
First Bank	Sterling, KS	98,025.97	CDARS#205C		
Landmark Bank	Columbia, MO	206,950.69	CDARS#205C		
Landmark National Bank	Manhattan KS	218,554.73	CDARS#205C		
The Washington Trust Company of Westerly		248,957.57	CDARS#205C		
Fortress Bank	Peoria, IL	169,975.70	CDARS#206A		
Howard Bank	Elliott City, MD	96,701.78	CDARS#206A		
MainStreet Bank - Marlborough	Marlborough, MA	247,821.93	CDARS#206A		
The Bank of Edwardsville	Edwardsville, IL	247,821.93	CDARS#206A		
BOKF, National Association	Tulsa, OK	115,558.38	CDARS#207A		
Howard Bank	Elliott City, MD	151,120.12	CDARS#207A		
LegacyTexas Bank	Plano, TX	247,821.93	CDARS#207A		
Live Oak Banking Company	Wilmington, NC	247,821.93	CDARS#207A		
Alerus Finanacial, N. A.	Grand Forks, ND	245,530.15	ICS-DPC		
Atlantic Capital Bank, NA	Atlanta, GA	245,530.15	ICS-DPC		
Axos Bank	San Diego, CA	245,548.35	ICS-DPC		
Bank of Central Florida	Lakeland, FL	18.20	ICS-DPC		
Bank of New Hampshire	Laconia, NH	245,473.03	ICS-DPC		
Bank of Springfield	Springfield, IL	245,348.30	ICS-DPC		
Bank OZK	Little Rock, AR	245,159.09	ICS-DPC		

**WOOD COUNTY, TEXAS**  
**Supplement Investment Schedule**  
**Summary of FDIC-Insured Institutions**  
**Outside of Depository Bank**

01/31/2019

FILED FOR RECORD  
 2019 MAR 22 PM 2:18  
 COUNTY CLERK, WOOD CO TX

<u>Bank</u>	<u>Location</u>	<u>Balance</u>	<u>Reference</u>	<u>Recap BY Type</u>	<u>Totals</u>
BankPlus	Belzoni, MS	245,548.35	ICS-DPC		
Banterra Bank	Marion, IL	513.04	ICS-DPC		
BB&T	Winston Salem, N	245,548.36	ICS-DPC		
Brookline Bank	Brookline, MA	245,064.98	ICS-DPC		
Busey Bank	Champaign, IL	245,054.23	ICS-DPC		
Cadence Bank, NA	Birmingham, AL	245,548.35	ICS-DPC		
Centennial Bank	Conway, AR	245,548.36	ICS-DPC		
Chemical Bank	Midland, MI	245,530.15	ICS-DPC		
City National Bank of Florida	Miami, FL	230,387.53	ICS-DPC		
Colony Bank	Fitzgerald, GA	245,017.65	ICS-DPC		
Community National Bank	Derby, VT	18.19	ICS-DPC		
Community State Bank	Ankeny, IA	18.18	ICS-DPC		
Crossfirst Bank	Leawood, KS	17,215.84	ICS-DPC		
Dubaque Bank and Trust Company	Dubuque, IA	245,530.15	ICS-DPC		
Eastern Bank	Boston, MA	245,318.48	ICS-DPC		
EagleBank	Bethesda, MD	245,548.36	ICS-DPC		
East Boston Savings Bank	Peabody, MA	245,548.28	ICS-DPC		
Enterprise Bank and Trust	Clayton, MO	245,530.15	ICS-DPC		
Enterprise Bank and Trust Company	Lowell, MA	245,530.15	ICS-DPC		
F&M Trust Co. of Chambersburg	Chambersburg, F	245,083.77	ICS-DPC		
First Bank & Trust	Sioux Falls, SD	18.18	ICS-DPC		
First Federal Bank of the Midwest	Defiance, OH	245,548.36	ICS-DPC		
First National Bank	Damariscotta, ME	245,548.35	ICS-DPC		
First National Bank of Pennsylvania	Greenville, PA	241,273.07	ICS-DPC		
First Republic Bank	San Francisco, CA	245,265.56	ICS-DPC		
First Tennessee Bank, NA	Memphis, TN	245,459.92	ICS-DPC		
First Western Trust Bank	Denver, CO	245,017.65	ICS-DPC		
Franklin Savings Bank	Franklin, NH	245,224.74	ICS-DPC		
Fulton Bank, N.A.	Lancaster, PA	245,548.36	ICS-DPC		
Hills Bank and Trust Company	Hills, IA	245,548.35	ICS-DPC		
Iberiabank	Lafayette, LA	245,528.09	ICS-DPC		
Illinois National Bank	Springfield, IL	245,548.36	ICS-DPC		
Independent Bank-McKinney	McKinney, TX	245,530.15	ICS-DPC		
InterBank	Oklahoma City, C	245,530.15	ICS-DPC		
Ion Bank	Naugatuck, CT	9,426.25	ICS-DPC		
John Marshall Bank	Reston, VA	245,035.85	ICS-DPC		
Katahdin Trust Company	Patten ME	245,548.34	ICS-DPC		
Kennebec Savings Bank	Augusta, ME	18.18	ICS-DPC		
Lincoln Savings Bank	Cedar Falls, IA	245,374.88	ICS-DPC		
Mabrey Bank	Bixby, OK	218.25	ICS-DPC		
Machias Savings Bank	Machias, ME	245,223.24	ICS-DPC		
Mascoma Bank	Lebanon, NH	245,548.36	ICS-DPC		
Merchants Bank of Indiana	Carmel IN	245,548.35	ICS-DPC		
MetaBank	Sioux Falls, SD	245,530.15	ICS-DPC		
Morton Community Bank	Morton, IL	132,294.83	ICS-DPC		
New York Community Bank	Westbury, NY	245,548.36	ICS-DPC		
Old Dominion National Bank	North Garden, VA	245,412.36	ICS-DPC		
Orrstown Bank	Shippensburg, PA	245,530.15	ICS-DPC		
Pacific Western Bank	Beverly Hills, CA	245,548.36	ICS-DPC		
Peoples National Bank, N.A.	Mt. Vernon, IL	245,548.36	ICS-DPC		
Pinnacle Bank - Nashville	Nashville, TN	245,179.98	ICS-DPC		
PlainsCapital Bank	Lubbock, TX	245,548.36	ICS-DPC		
Ponce Bank	New York City, N	245,159.04	ICS-DPC		
Quad City Bank and Trust Company	Bettendorf, IA	245,459.90	ICS-DPC		
Republic Bank of Chicago	Oak Brook, IL	245,525.27	ICS-DPC		

**WOOD COUNTY, TEXAS**  
**Supplement Investment Schedule**  
**Summary of FDIC-Insured Institutions**  
**Outside of Depository Bank**  
**01/31/2019**

FILED FOR RECORD  
2019 MAR 22  
Recap BY Type PM 12: Totals  
COUNTY CLERK, WOOD CO TX

<u>Bank</u>	<u>Location</u>	<u>Balance</u>	<u>Reference</u>
Rockford Bank and Trust Company	Rockford, IL	245,530.15	ICS-DPC
Rockland Trust Company	Rockland, MA	245,406.86	ICS-DPC
Simmons Bank	Pine Bluff, AR	245,530.15	ICS-DPC
South State Bank	Columbia, SC	245,530.15	ICS-DPC
Southern Bank	Poplar Bluff MO	245,446.95	ICS-DPC
St. Louis Bank	Town & Country,	245,530.15	ICS-DPC
Sterling National Bank	Montebello, NY	245,548.36	ICS-DPC
Stifel Bank and Trust	Saint Louis, MO	245,452.73	ICS-DPC
Sunflower Bank NA	Salina, KS	310.72	ICS-DPC
The Camden National Bank	Camden, NE	245,035.85	ICS-DPC
The First National Bank of Hutchinisor	Hutchinson, KS	18.18	ICS-DPC
The Huntington National Bank	Columbus, OH	245,406.87	ICS-DPC
The Park National Bank	Newark, OH	245,406.87	ICS-DPC
United Bank - Fairflax	Fairfax, VA	245,548.36	ICS-DPC
United Prairie Bank	Mountain Lake, N	245,530.15	ICS-DPC
Veritex Community Bank	Dallas, TX	245,388.79	ICS-DPC
Western Alliance Bank	Phoenix, AZ	245,108.70	ICS-DPC
Ameris Bank	Moultrie, GA	8,963.97	ICS-AP
Associated Bank, N.A.	Green Bay, WI	5.71	ICS-AP
Brookline Bank	Wabash, IN	35.32	ICS-AP
Crossroads Bank	Wabash, IN	245,530.15	ICS-AP
Franklin Savings Bank	Franklin, NH	0.26	ICS-AP
Great Western Bank	Watertown, SD	245,548.36	ICS-AP
Heritage Bank	Olympia, WA	245,548.35	ICS-AP
Huntington Valley Bank	Huntingdon Valle	18.20	ICS-AP
Iberiabank	Lafayette, LA	20.22	ICS-AP
Mabrey Bank	Bixby, OK	29.28	ICS-AP
MidFirst Bank	Oklahoma City, C	94.29	ICS-AP
Millington Bank	Millington, NJ	0.02	ICS-AP
Ponce Bank	New York City, N	139.37	ICS-AP
Sunflower Bank NA	Salina, KS	61.03	ICS-AP
Veritex Community Bank	Dallas, TX	3.51	ICS-AP
Western Alliance Bank	Phoenix, AZ	13.71	ICS-AP
Bank of Springfield	Springfield, IL	0.03	ICS-HP
Bank OZK	Little Rock, AR	389.25	ICS-HP
CrossFirst Bank	Leawood, KS	227,914.17	ICS-HP
First National Bank of Pennsylvania	Greenville, PA	4,099.44	ICS-HP
Morton Community Bank	Morton, IL	113,184.85	ICS-HP
Pinnacle Bank	Nashville, TN	14.11	ICS-HP
Western Alliance Bank	Phoenix, AZ	62.73	ICS-HP
Ameris Bank	Moultrie, GA	236,195.49	ICS-PAY
Associated Bank, N.A.	Green Bank, WI	29.61	ICS-PAY
Bank of New Hampshire	Laconia, NH	57.12	ICS-PAY
Bank of Springfield	Springfield, IL	111.57	ICS-PAY
Brookline Bank	Brookline, MA	76.27	ICS-PAY
Community State Bank	Ankeny, IA	0.01	ICS-PAY
East Boston Savings Bank	Peabody, MA	0.07	ICS-PAY
First National Bank of Pennsylvania	Greenville, PA	34.34	ICS-PAY
Franklin Savings Bank	Franklin, NH	298.83	ICS-PAY
Ion Bank	Naugatuck, CT	235,749.10	ICS-PAY
Kennebec Savings Bank	Augusta, ME	0.01	ICS-PAY
Machias Savings Bank	Machias, ME	307.93	ICS-PAY
MidFirst Bank	Oklahoma City, C	153.25	ICS-PAY
Morton Community Bank	Morton, IL	68.64	ICS-PAY
Pounce Bank	New York City, N	17.54	ICS-PAY
Quad City Bank and Trust Company	Bettendorf, IA	0.01	ICS-PAY
Republic Bank of Chicago	Oak Brook IL	4.88	ICS-PAY
Veritex Community Bank	Dallas, TX	137.84	ICS-PAY
Western Alliance Bank	Phoenix, AZ	1.80	ICS-PAY
		\$ 28,100,414.45	

**SECURITIES PLEDGED TO WOOD COUNTY, TEXAS**  
Report as of January 31, 2019

Pledge Date	Description	CUSIP	Maturity Date	Current Par	Market Value 31-Dec-18	Market Value 31-Jan-19
02/07/2013	Waco TX ISD	929845RP2	08/15/2019	145,000	146,327	146,174
12/30/2014	Mineola, TX	602771JG3	09/01/2019	165,000	168,062	167,683
02/07/2013	Anahuac TX ISD	032645CZ4	RELEASED 1/8/2019			
02/07/2013	Angelina Cnty TX	034717KW7	RELEASED 1/8/2019			
02/07/2013	Arlington TX ISD	041826XC7	02/15/2020	100,000	100,510	100,192
12/30/2014	Diboll CTFS OBLIGA	252867KU9	RELEASED 1/8/2019			
02/07/2013	Ector TX ISD	279272CQ9	RELEASED 1/8/2019			
02/07/2013	Jasper TX ISD	471844HP8	RELEASED 1/8/2019			
12/30/2014	Ennis CTFS OBLIG	293425VN1	RELEASED 1/8/2019			
02/01/2013	Sanger TX	800876DH4	08/01/2020	100,000	101,306	101,180
01/05/2015	Beeville-CTFS	077131JG6	RELEASED 1/8/2019			
02/01/2013	Lone Oak TX ISD	542218GA4	RELEASED 1/8/2019			
12/31/2014	Sulphur Springs-Ref TX	865525CZ5	RELEASED 1/8/2019			
12/31/2014	Arlington ISD Bldg	041826XP8	RELEASED 1/8/2019			
12/31/2014	El Campo ISD	282783FP9	RELEASED 1/8/2019			
02/06/2013	Jasper TX ISD	471844HQ6	RELEASED 1/8/2019			
02/09/2013	Ferris TX	31569CT3	03/01/2021	105,000	105,595	105,263
12/31/2014	Beeville-CTFS	077131JH4	RELEASED 1/8/2019			
12/31/2014	Celina-CTFS OBLG	151141MH8	RELEASED 1/8/2019			
02/07/2013	Jasper TX ISD	471844HR4	RELEASED 1/8/2019			
02/07/2013	Ferris TX	315669CU0	03/01/2022	110,000	110,578	110,269
08/03/2015	Nursery ISD SC	67058DBK6	08/15/2023	160,000	166,021	168,885
12/31/2014	Washington Jr. Cig	938688TG3	RELEASED 1/8/2019			
12/31/2014	Watauga-CTFS	941097PA9	RELEASED 1/8/2019			
12/31/2014	Belton ISD	081077WG0	02/15/2024	100,000	100,382	100,112
	NeTX Cmnty Glg	6643788EE5	RELEASED 1/8/2019			
01/09/2019	Humble Tx 24	445024GM8	08/15/2024	615,000		619,938
01/09/2019	Kyle-REF-TX 24	501552FP3	08/15/2024	350,000		355,926
01/09/2019	FHLMC 15YR	3128MDRV7	06/01/2025	659,175		676,740
01/09/2019	FNMA 10YR	31418BTX4	08/01/2025	890,249		895,426
01/09/2019	Randall Co. TX 25	752278KH3	08/01/2025	415,000		436,576
12/31/2014	Beeville-CTFS	077131JM3	RELEASED 1/8/2019			
12/31/2014	Watauga-CTFS	941097PE1	RELEASED 1/8/2019			
05/31/2017	Wylie-Ref Tx	983064TW6	02/15/2029	625,000	638,288	646,469
	Willis ISD-REF-BLDG TX 30	970667ZE4	02/15/2030	950,000		1,120,079
01/04/2019	Boern-REF TX 30	097041NV5	03/01/2030	1,160,000		1,329,395
01/04/2019	Midland-A-REF & IMPT TX30	597749S27	03/01/2030	1,000,000		1,098,600
07/01/2016	Bowie ISD	102529HM9	08/15/2030	405,000	405,284	416,348
01/04/2019	Cuero ISD-REF TX 30	229831JB9	08/15/2030	1,500,000		1,774,620
	FHLMC	3132LKA34	10/01/2030	2,669,512	2,716,637	2,669,205
01/04/2019	Denton Util Sys TX 34	249015C89	12/01/1934	750,000		860,438
01/04/2019	Denton Util Sys TX 34	249015C89 #2	12/01/1934	500,000		573,629
01/04/2019	Newark Hgr Edu-A-REF TX 35	650346BN8	08/15/2035	500,000		515,715
01/04/2019	Jourdanton ISD-GLDG TX 36	481124EA9	02/15/2036	535,000		603,385
01/04/2019	Lubbock Cooper ISD TX 37	549108SC3	02/15/2037	530,000		557,952
	Conroe-A-CTFS Oblig TX 37	208399G82	03/01/2037	420,000	429,496	438,917
				<b>\$15,458,936</b>	<b>\$5,188,486</b>	<b>\$16,588,052</b>

FILED FOR RECORD  
 2019 MAR 22 PM 1:55  
 WOOD COUNTY TX

Total BankTexas Account Balances as of report date:

11,982,705

138.43%